



## Lifting Eye Bolt RUD RS-M

### Product information

Octagonal lifting eye approved for lifting.

**Material:** Forged of high strength steel.

**Marking:** According to standard, CE-marked, WLL, indication for the most unfavourable case

**Temperature range:** -40°C up to 200°C

**Standard:** EN 1677-1

**Safety factor:** 4:1

Part Code	Code	WLL ton	Thread	Eye diam.Ø mm	A mm	B mm	C mm	D mm	E mm	T mm	Weight kg	Delivery time
11.4061401	RS-M6	0.1	M6	25	12	11	10	25	25	34	0.1	12
11.4061402	RS-M8	0.2	M8	25	12	11	10	25	25	34	0.1	12
11.4056397	RS-M10	0.25	M10	25	15	11	10	25	25	34	0.1	12
11.4056398	RS-M12	0.4	M12	30	18	13	12	30	30	41	0.18	12
11.4056403	RS-M14	0.75	M14	35	21	15	14	35	35	48	0.29	12
11.4056404	RS-M16	1	M16	35	24	15	14	35	35	48	0.3	12
11.4053850	RS-M18	1.2	M18	40	30	17	16	40	40	55	0.45	12
11.4056407	RS-M20	1.5	M20	40	30	17	16	40	40	55	0.47	12
-	RS-M22	1.5	M22	50	36	21	20	50	50	70	0.87	12
11.4056408	RS-M24	2	M24	50	36	21	20	50	50	70	0.89	12
-	RS-M27	2	M27	60	45	26	24	60	60	85	1.6	12
11.4056409	RS-M30	3	M30	60	45	26	24	60	60	85	1.62	12
-	RS-M33	3	M33	90	50	43	38	90	100	130	6.1	12
11.4056954	RS-M36	4	M36	90	54	43	38	90	100	130	6.5	12
-	RS-M39	5	M39	90	59	43	38	90	100	130	6.5	12
11.4056955	RS-M42	6	M42	90	63	43	38	90	100	130	6.5	12
-	RS-M45	7	M45	90	67	43	38	90	100	130	6.5	12
11.4056956	RS-M48	8	M48	90	67	43	38	90	100	130	6.5	12

## Technical data



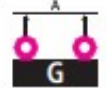
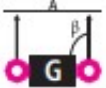


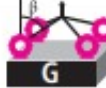


Method of lift										
Number of legs	1	1	2	2	2	2	2	3 / 4	3 / 4	3 / 4
Angle of inclination $\angle \beta$	0°	90°	0°	90°	0-45°	>45-60°	Un-symm.	0-45°	>45-60°	Un-symm.
Metric type	<b>RUD-Eyebolt -WLL in metric tonnes. bolted</b>									
RS-M6	0.4 t	<b>0.1 t</b>	0.8 t	<b>For these kind of lifting purposes we recommend lifting points which can be adjusted to direction of pull!</b>						
RS-M8	0.8 t	<b>0.2 t</b>	1.6 t							
RS-M10*	1 t	<b>0.25 t</b>	2 t							
RS-M12*	1.6 t	<b>0.4 t</b>	3.2 t							
RS-M14*	3 t	<b>0.75 t</b>	6 t							
RS-M16*	4 t	<b>1 t</b>	8 t							
RS-M18*	4.8 t	<b>1.2 t</b>	9.6 t							
RS-M20* / RS-M22*	6 t	<b>1.5 t</b>	12 t							
RS-M24* / RS-M27*	8 t	<b>2 t</b>	16 t							
RS-M30* / RS-M33	12 t	<b>3 t</b>	24 t							
RS-M36*	16 t	<b>4 t</b>	32 t							
RS-M39	20	<b>5</b>	40							
RS-M42*	24 t	<b>6 t</b>	48 t							
RS-M45	28 t	<b>7 t</b>	56 t							
RS-M48*	32 t	<b>8 t</b>	64 t							

table 1

\* also in fine thread

# Blueprint

